

## Guitar Training troubleshooting:

The program works on Windows XP or higher and MAC OS X, I have tested it on different machines.

You need to have a **pdf viewer** (Foxit Reader preferred) and **Quicktime** installed.

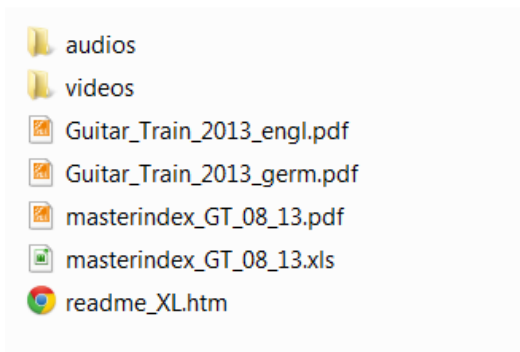
Here is a link to a "small" version of Quicktime, if you don't want to install the original Apple package:

[http://www.free-codecs.com/download/quicktime\\_alternative.htm](http://www.free-codecs.com/download/quicktime_alternative.htm)

On a MAC the clickable audio and video content of the pdf-file only works if you use a version of Acrobat Reader. MAC's built-in preview will only show the pdf document.

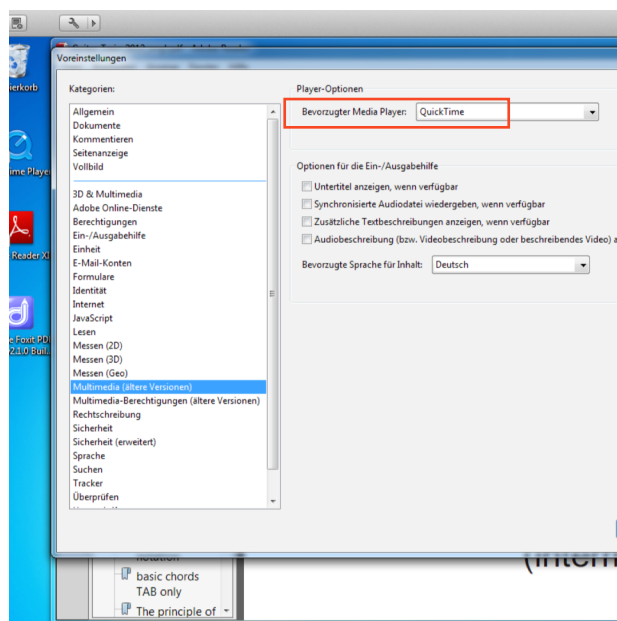
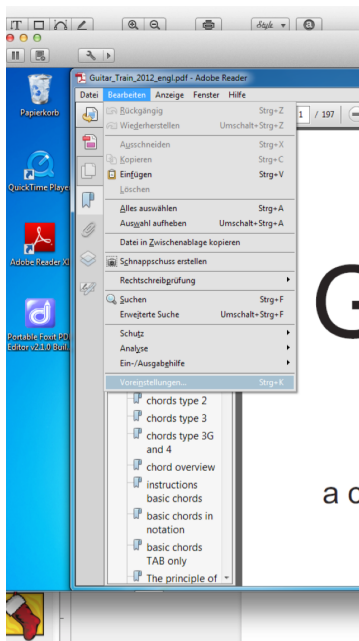
Here's a step by step guide:

1. download the compressed file "Guitar\_Training\_XL.zip"
  2. copy or move the zip-file into one subfolder (the name can be whatever you like)
  3. unzip the content of the zip-file within the folder you have created.
  4. make sure that the program you are using to decompress the zip files keeps the folder structure....
- All the audio files are in the folder "audios" and all video files are in the folder "videos". Please check that there isn't another folder "audios" and "videos" within the "audios" and "videos" folder.
- 5 Now your folder should look like this:

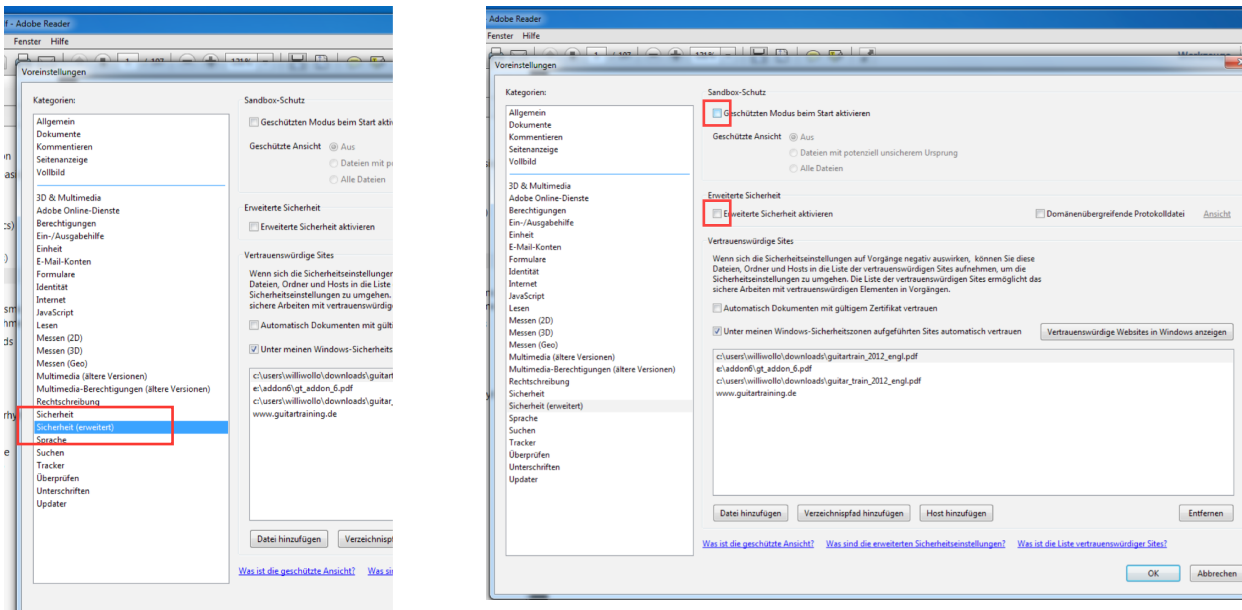


**Only Windows users:** If there are issues concerning the media files (they won't play when you click on the buttons), there are a few options within Adobe Reader or Foxit Reader that you could try.

a) **Adobe:** Go to the "Voreinstellungen / options" menu, then to "multimedia" and check if your preferred player is "quicktime". In most cases this doesn't matter, but you can experiment a little with the settings.

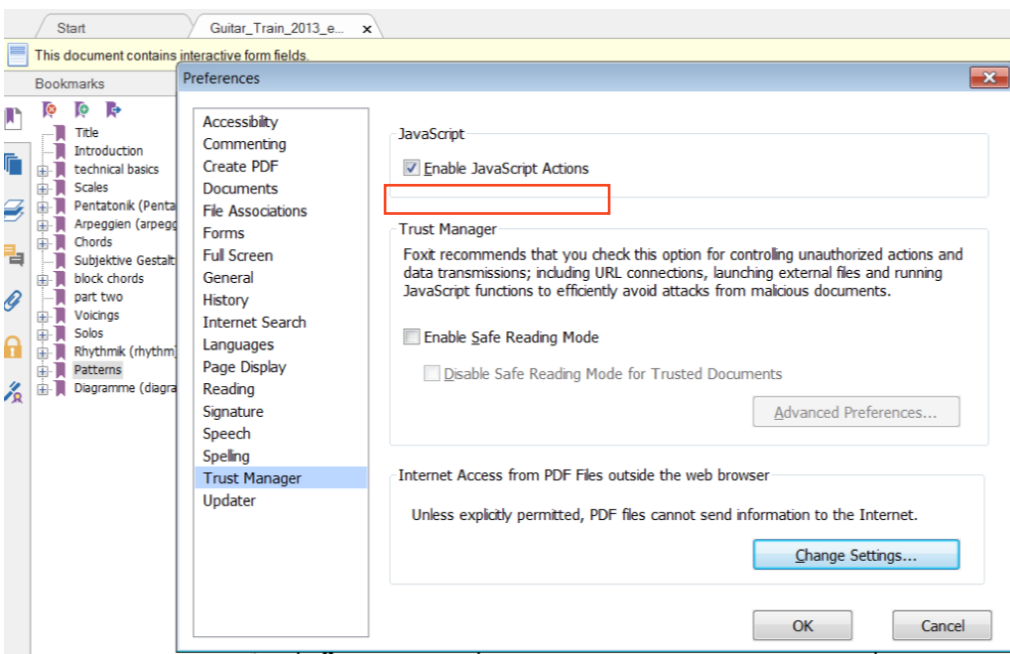


b) **Adobe:** Click on "Sicherheit (erweitert) / security (advanced) or whatever it is called in the English version, uncheck the two checkboxes "protected mode" and "advanced security"



If nothing helps, download **Foxit Reader**, this will work out of the box. You can install it along with your Adobe Reader version and it won't get into your way as long as you don't use it as default pdf viewer.

c) **Foxit Reader:** please disable "Safe Reading Mode" in "Preferences-Trust Manager"



d) If you are still experiencing problems, uninstall Apple Quicktime and download the latest version from here:

[http://support.apple.com/kb/DL837?viewlocale=en\\_US&locale=en\\_US](http://support.apple.com/kb/DL837?viewlocale=en_US&locale=en_US)

That should be all. Test the settings with some of the videos or audio files and it should be fine now.